


## Design your own shield

Medieval knights had their own design on their shield so that they could tell who was who in a battle. With all their helmets on, no one could see their faces! Every shield had to be different. The shields' designs came from their parents and grandparents, but also showed what they liked or something else about them.



*A coat of arms*

### Homework task

Due in week ending 9th October

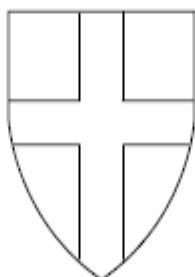
Your task is to design and draw your own shield. You need to keep to these rules:

- a The shield should tell something about you, maybe your parents and even your grandparents – about what you or they like, where you come from, about your character. If your or your parents' name is the same as an object (eg Ian Fish) or sounds like an object, use it on your shield.
- b The shield should look smart and fierce – it should be neatly drawn and coloured.
- c Underneath the shield, you should write a description and explanation of the shield.
- d If you want, you can make your shield into a coat of arms with supporters and a motto.
- e If you aren't good at drawing, you might use a computer and clip-art, or cut pictures out and stick them on your shield.

The designs on shields have different meanings. For example:

- A lion shows bravery
- A dragon/griffin shows Welsh
- A rose shows English
- A Fleur de lys (lily) shows French
- A shamrock for Irish
- A crescent moon means third son
- A fish for a good swimmer or a keen fisherman.

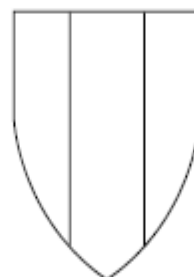
Some ways of dividing up your shield into partitions are shown below:



*Cross*



*Bend*



*Pale*



*Saltire*

Due by the 18th October—digital submissions can be made via School 360

